

SMALL DELAY JPEG2000 HDTV IP CODEC

JPE-2200 ENCODER



JPE-2200 is an encoder that encodes the HDTV Video signal into JPEG2000 compressed video data in compliance with the JPEG2000 Part1 standard and outputs uncompressed Audio data of maximum eight channels on the RTP payload by the in compliance with IEEE802.3ab(1000BASE-T) standard and the UDP/IP protocol in time division multiplex form

Features

- ◆ Low Delay Mode (Interlace) priority is give to low delay and High Quality Mode (Progressive) priority is given to high quality.
- ◆ HDTV Standards Compliance(4:2:2 10bit)
- ◆ The Compression corresponds to Lossy encoding (CDR) and Lossless encoding (VBR) by an original algorithm
- ◆ The Embedded Audio signal Of HD-SDI can also be transmitted.
- ◆ Ancillary Data can be transmitted in V-Blanking
- ◆ Remote control and status check via Ethernet
- ◆ Internal Compressed Test Signal Generator (color bar and black). Test signal can be transmitted instead of input signal
- ◆ Contact Alarm
- ◆ Single Power Supply

This Product is developed in cooperation with KDDI and KDDI Laboratories

Inquiry:



Fuyoh Video Industry Co., Ltd.
TEL : 045-362-0908 FAX : 045-364-2937
URL : <http://www.fva.co.jp>
Email : fva-info@fva.co.jp

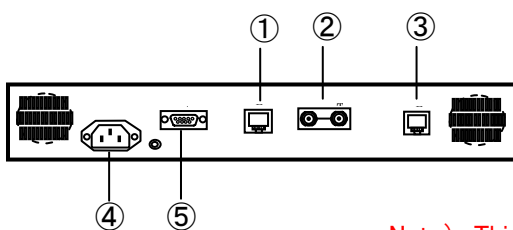
JPE-2200 ENCODER Specifications

JPE-2200 ENCODER Specifications

VIDEO INPUT	HD-SDI BNC 1 Input, Active Through OUT 1 Output
VIDEO STANDARDS	1080i/59.94 10bit 720p /59.94 10bit (Optional) 1080psf/23.98 10bit (optional)
CHROME FORMAT	4:2:2
AUDIO INPUT	HD-SDI Embedded Audio (8 Channels)
ENCODING	Video Signal: JPEG2000 part1 Compliance
	Audio Signal: Uncompressed
	Ancillary Data: Uncompressed
ENCODING RATE (TRANSMISSION RATE)	Max. 900Mbps, Rate Change: 1Mbps per step (remote Control) Upper and Lower limits are correspond to MODES
TRANSMISSION	RTP/UDP/Protocol(RTP is Local Rule)
NETWORK OUTPUT	1000BASE-T/100BASE-TX 1 Channel(RJ-45)
IP	Transmission Protocol: I Pv4/IPv6(Functional Limitations) Transmission Jitter :less than ± 250 ns(without external Packet Size: 700Byte and 1440Byte Duplex Mode: Correspond to Full Duplex Mode only FEC Function: RS Method
CODEC DELAY (ENCODER & DECODER CONNECTED)	Low delay compression mode (Interlace): Priority is given to low delay about 53ms *1 High quality Mode (Progressive): Priority is given to high quality about 138ms *1 Delay differs by IP rate and mode settings
CONTROL	Display :LCD Operation :Power ON/OFF and Front operation switches External Control :Ethernet(10/100BASE T) 1 channel Alarm Contact Output: D-sub 9pin
DIMENSIONS	448(W) × 44(H) × 528(D)mm
WEIGHT	7kg
VOLTAGE	100V~240V AC 50Hz/60Hz
POWER	120VA

*1 Delay Test Conditions :IP rate = 100Mbps, Packet Length =700, FEC=OFF, Layer = 1

Rear view



- ① CONTROL (10/100BASE-TX)
- ② Video (HD-SDI In and Through OUT)
- ③ IP Out (1000BASE-T/100BASE-TX)
- ④ AC Input
- ⑤ Alarm Out

Note) This document is subject to change without any prior notice.


Inquiry



Fuyoh Video Industry Co., Ltd.
 TEL : 045-362-0908 FAX : 045-364-2937
 URL : <http://www.fva.co.jp>
 Email : fva-info@fva.co.jp

SMALL DELAY JPEG2000 HDTV IP CODEC

JPD-2200 DECODER



JPD-2200 is an HDTV Video Signal Decoder which decodes HDTV Video signal encoded by JPE-2200 JPEG2000. The process is opposite to of JPE-2200 Encoder. The compressed compound data returns to its original format. Video Signal to HD-SDI and Audio signal to **Embedded Audio**.

Features

- ◆ Low Delay Mode (Interlace) priority is give to low delay and High Quality Mode (Progressive) priority is given to high quality.
- ◆ HDTV standards correspond to encoder input signal (4:2:2 10bit).
- ◆ The Compression corresponds to Lossy encoding (CDR) and Lossless encoding (VBR) by an original algorithm
- ◆ The Embedded Audio signal of HD-SDI can also be transmitted.
- ◆ When an error (IP network) occurs, caused in the transmission system that can't be corrected. It hold the one last video frame and mutes the audio
- ◆ It can output the Ancillary Data transmitted in the V-Blanking
- ◆ Remote control and status check via Ethernet.
- ◆ Contact Alarm.
- ◆ Single Power Supply

This Product is developed in cooperation with KDDI and KDDI Laboratories

Inquiry :



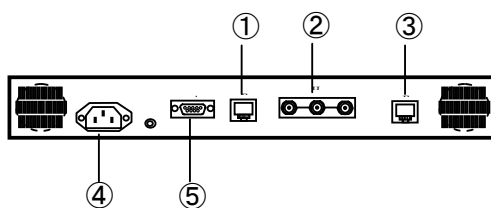
Fuyoh Video Industry Co., Ltd
TEL : 045-362-0908 FAX : 045-364-2937
URL : <http://www.fva.co.jp>
Email : fva-info@fva.co.jp

JPD-2200 DECODER Specifications

IP NETWORK	1000BASE-T/100BASE-TX 1channels(RJ-45)
CODING	Video Signal : JPEG2000 part1 compliance Wavelet Transform
	Audio Signal: Uncompressed
	Ancillary Data: Uncompressed
CODING RATE (IP TRANSMISSION)	Max. 900Mbps, Rate Change: 1Mbps per step (remote Control) Upper and Lower limits are correspond to MODES
TRANSMISSION	RTP/UDP/Protocol(RTP is Local Rule)
IP	Transmission Protocol: I Pv4/IPv6(Functional Limitations) Packet Size: 700Byte and 1440Byte Duplex Mode: Correspond to Full Duplex Mode only FEC Function: RS Method
VIDEO OUT	HD-SDI 3 channels
VIDEO STANDARDS (ENCODER SIGNAL CORRESPONDENT)	1080i /59.94 10bit 720p /59.94 10bit (Optional) 1080psf /23.98 10bit (optional)
CHROME FORMAT	4:2:2
AUDIO OUT	HD-SDI Embedded Audio (8 Channels)
CODEC DELAY (ENCODER & DECODER CONNECTED)	Low delay compression mode (Interlace): Priority is given to low delay about 53ms. High quality Mode (Progressive): Priority is given to high quality about 138ms *1 Delay differs by IP rate and mode settings
CONTROL	Display : LCD Operation : Power ON/OFF and Front operation switches External Control : Ethernet(10/100BASE T) 1 channel Alarm Contact Output: D-sub 9pin
DIMENSIONS	448(W) × 44(H) × 528(D)mm
WEIGHT	7kg
VOLTAGE	100V~240V AC 50Hz/60Hz
POWER	120VA

*1 Delay Test Conditions : IP rate = 100Mbps, Packet Length =700, FEC=OFF, Layer = 1

Rear View



- ① CONTROL (10/100BASE-TX)
- ② Video Out (HD-SDI)
- ③ IP IN (1000BASE-T/100BASE-TX)
- ④ AC IN
- ⑤ Alarm out (Contact)

(Note) This document is subject to change without any prior notice.

Inquiry



Fuyoh Video Industry Co., Ltd.
 TEL: 045-362-0908 FAX: 045-364-2937
 URL: <http://www.fva.co.jp>
 Email: fva-info@fva.co.jp